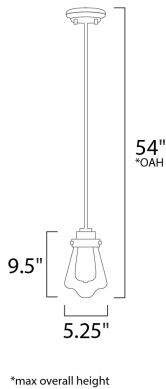




PRODUCT DESCRIPTION

A rustic styled frame of Weathered Zinc finish supports Clear lantern shaped glass. This transitional look spans several style genres from nautical to vintage.





MEASUREMENTS

DIMENSION : 5.25" L x 5.25" W x 9.5" H  
MAX OAH : 54" OAH  
CANOPY : 5" W x 1" H x 5" L  
HANGING WEIGHT : 1.98 lb

LAMPING

INPUT VOLTAGE : 120V  
LUMENS : 650 Rated (550 Del.)  
BULB : 1 x 6W LED E26 ST58 , 6W Total  
BULB INCLUDED : (Included)  
DIMMABLE : Yes  
CRI : 90+ CRI  
COLOR\_TEMP : 2700K

FINISHES OPTION

-  Oil Rubbed Bronze (OI)
-  Weathered Zinc (WZ)

GLASS

Clear CL

MATERIAL

Steel, Glass

ADDITIONAL

SLOPE: 120  
RATED LIFE 20000 Hours  
OPERATING TEMPERATURE:  
-20°C (-4°F), 40°C (104°F)

Always consult a qualified electrician before installing any lighting product.



WESTERN DISTRIBUTION CENTER (HEADQUARTER)  
253 NORTH VINELAND AVE | CITY OF INDUSTRY, CA 91746  
EASTERN DISTRIBUTION CENTER  
101 GARDNER PARK | PEACHTREE CITY, GA 30269  
P. 626.956.4200 | F. 626.956.4225 | maximlighting.com