

COUNTERMAX | 24V CORNER LED CHANNEL

UCL24-88941 | UCL24-88942 | UCL24-88943 | UCL24-88944 | UCL24-88948


Job Name : _____

Job Type : _____

Quantity : _____

Comments : _____

ACCESSORIES



UCL24-88941



UCL24-88942



UCL24-88943




UCL24-88944



UCL24-88948




MSC89246P
6 Port Hub (24V)



SWT898-240WT
24V 60W Driver &
Dimmer Switch

MEASUREMENTS



VARIOUS LENGTHS (SEE TABLE)

FINISH

 Brushed Aluminum (AL)

MATERIAL

Aluminum

RATINGS

cETLus
Dry Location



ADDITIONAL

INSTALL UP/DOWN: Up/Down
RATED LIFE 35000 Hours
OPERATING TEMPERATURE:
-20°C (-4°F), 40°C (104°F)

MODEL	LENGTHS	LAMPING BULB TYPE	COL TEMP.	VOLTAGE INPUT	LUMENS	
					RATED	DELIVERED
UCL24-88941	12"	1 x 3W Integrated LED, (3W Total)	3000K	24V	300	220
UCL24-88942	24"	1 x 6W Integrated LED, (6W Total)	3000K	24V	600	450
UCL24-88943	36"	1 x 9W Integrated LED, (9W Total)	3000K	24V	900	670
UCL24-88944	48"	1 x 12W Integrated LED, (12W Total)	3000K	24V	1200	900
UCL24-88948	94"	1 x 23W Integrated LED, (23W Total)	3000K	24V	2300	1150

Always consult a qualified electrician before installing any lighting product.



WESTERN DISTRIBUTION CENTER (HEADQUARTER)
253 NORTH VINELAND AVE | CITY OF INDUSTRY, CA 91746

EASTERN DISTRIBUTION CENTER
101 GARDNER PARK | PEACHTREE CITY, GA 30269

P. 626.956.4200 | F. 626.956.4225 | maximlighting.com